


W 1000 x H 914 x D 650 mm **CE**

Standard finishes

Stainless steel, black enamel
Knobs and rail ends: brass

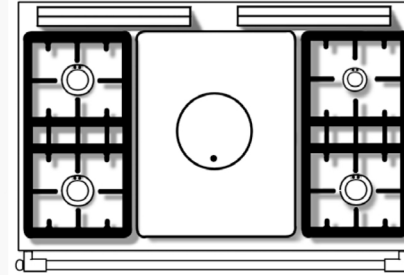
Optional finishes

Colour enamel
Knobs and rail ends: mat or gloss chrome, nickel



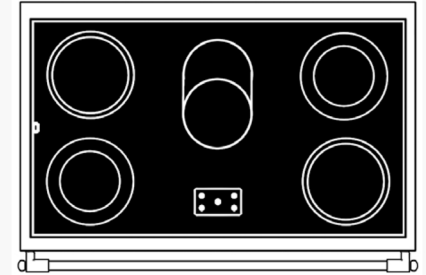
CLASSIC

- 1 x 5kW burner
- 2 x 3kW burner
- 1 x 1.5kW burner
- 1 x 4kW burner
- Electric ignition system and flame failure safety device on all gas burners.



TRADITION

- 1 simmer plate above 5kW burner
- 2 x 3kW burners
- 1 x 1.5kW burner
- 1 x 4kW burner
- Electric ignition system and flame failure safety device on all gas burners.



ELECTRIC VERSION

- Vitroceramic hobs
- 2 x 2100W hobs Ø 210mm
- 2 x 1000/2100W double hobs Ø 140/210mm
- 1 x 2200W oval hob 170 x 265mm

OVENS:	interior dimensions (mm)
Static oven:	W 400 x H 305 x D 455
Convection oven:	W 400 x H 305 x D 405
Oven with grill:	W 400 x H 145 x D 440

Reference

Reference

Reference

1 x 3.5kW gas oven, 1 x 2.5kW static electric oven and 1 x 2.4kW static electric oven with grill	LG 1053 EG	LCF 1053 EG	
2 static electric ovens (2 x 2.5kW) and 1 x 2.4kW static electric oven with grill	LG 1053 E	LCF 1053 E	LVTR 1053 E (1)
1 x 3.5kW gas oven, 1 x 2.65kW convection electric oven* and 1 x 2.4kW static electric oven with grill	LG 1053 CTG	LCF 1053 CTG	
1 x 2.5kW static electric oven, 1 x 2.65kW convection electric oven* and 1 x 2.4kW static electric oven with grill	LG 1053 ECT	LCF 1053 ECT	LVTR 1053 ECT (1)

* with integrated grill

(1) Electric installation: 400V 3N + T~50Hz only.