

W 1405 x H 860 x D 650 mm



**Standard finishes**

Stainless steel, black enamel

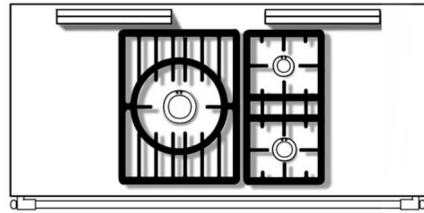
Knobs and rail ends: brass

**Optional finishes**

Colour enamel:

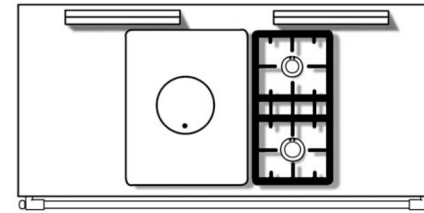
Knobs and rail ends: mat or gloss chrome, nickel

Plinth, ref: LRH 1400 \*\*



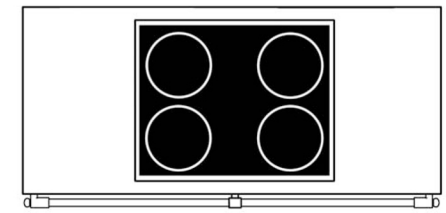
**CLASSIC 3 BURNERS**

- 1 x 5kW burner
- 1 x 3kW burner
- 1 x 1.5kW burner
- Electric ignition system and flame failure safety device on all gas burners.



**TRADITION**

- 1 simmer plate above 5kW burner
- 1 x 3kW burner
- 1 x 1.5kW burner
- Electric ignition system and flame failure safety device on all gas burners.



**ELECTRIC VERSION**

- Vitroceramic hobs
- 2 x 2100W hobs Ø 210mm
- 2 x 1000/2100W double hobs Ø 140/210mm

OVENS:	interior dimensions (mm)
Static oven:	W 530 x H 305 x D 455
Convection oven:	W 530 x H 305 x D 405

Reference	Reference	Reference
2 x 4kW gas ovens	LG 1432 G	LCF 1432 G
1 x 4kW gas oven and 1 x 3.1kW static electric oven	LG 1432 GE	LCF 1432 GE
2 x 3.1kW static electric ovens	LG 1432 E	LCF 1432 E
1 x 4kW gas oven and 1 x 3.4kW convection electric oven*	LG 1432 GCT	LCF 1432 GCT
1 x 3.1kW static electric oven and 1 x 3.4kW convection electric oven*	LG 1432 ECT	LCF 1432 ECT
		LVTR 1442 E (1)
		LVTR 1442 ECT (1)

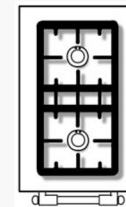
\* with integrated grill

The cooking table can be complemented using the various cooking elements, seen right. They can be placed either on the right side or on the left side of the cooking table - please specify position when ordering (right/left referring to front view of appliance).

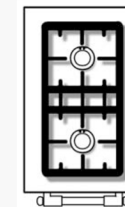
\*\* Stainless steel plinth: increases height to 900 mm.




5kW burner.




2 x 3kW burners.



2 x 4kW burners.



2 vitroceramic hobs,  
1 x Ø 210, 2100W,  
1 x Ø 140/210,  
1000/2100W.



Electric Griddle (Plancha): 2200 W.  
Cooking surface:  
245 x 460 mm.  
Stainless steel lid.

Reference	LAG 010 UR (3)	LAG 020 R	LAG 024 R	LAE 020 VTR (2)(3)	LAE 010 TPK (2)(3)
-----------	----------------	-----------	-----------	--------------------	--------------------

[www.Lacanchestoves.co.nz](http://www.Lacanchestoves.co.nz)

For more information on this product contact us on (09) 4241693

Email: [opuslibero@slingshot.co.nz](mailto:opuslibero@slingshot.co.nz)

- (1) Electric installation: 400V 3N + T-50Hz only.
- (2) Must be placed over electric oven.
- (3) Only available next to 2 gas burners or the central electric table